



# CLASS I, DIV 2 • CLASS I, ZONE 2

## Factory Sealed Panelboards

Designed for use In Class I, Division 2 and Class I, Zone 2 areas such as petroleum refineries, chemical or petrochemical facilities, the factory sealed panelboards are used to control lighting & appliance, power circuits & power distribution in applications requiring branch power distribution, over current, and short circuit protection.

Utilizing electrical components from Cutler Hammer, the Adalet factory sealed panelboards are pre-wired and factory sealed from the circuit breakers inside the flameproof enclosure to the main distribution blocks and branch terminals housed in an IP66 rated, Type 4X stainless steel Increased Safety terminal enclosure. The factory seal between the breaker enclosure and terminal enclosure eliminates the need for external sealing.

All Adalet factory sealed panelboards are equipped with padlockable external operating handles, copper bus, isolated neutral and ground bar, GFI or EPD breakers, and terminal blocks. Gasketed covers provide type NEMA 4X rated protection for a water tight seal, and stainless steel cover bolts, removable hinges, and breather/drain are included as standard features.



### STANDARD FEATURES

- Factory Sealed, no External Seals required.
- Fully Wired from Panelboard Enclosure to Terminal Enclosure.
- External Operating Handles can be padlocked either in the "ON" or "OFF" positions.
- Spring-loaded Operator Handles allow cover to close with handles in any position.
- Copper Bus is standard.
- Isolated Neutral and Ground Bar provided.
- Available with GFI or EPD Breakers
- Type 4 Gasketing provided for water and dust-tight seal.
- Breather and Drain provided for each enclosure.
- Removable Gland Plates for field installation of conduit entries.
- Terminal Enclosure has folded lip around the door opening to provide complete and maximum gasket contact, and to prevent liquids from dripping into the enclosure when the door is open.
- Terminal Enclosure has continuously welded seams ground to a smooth finish.
- Ample wire bending space allows for easy terminal connection.

### How To Order:

1. **Specify Catalog Number**
2. **Starting with Circuit #1** (Circuit #2 on back fed main breaker panelboards), specify circuit breaker type, number of poles, and ampacity.
3. **Note:**
  - Handles will be provided for each breaker specified.
  - Unused spaces will be plugged.
  - For blank spaces requiring handles, specify handle catalog number and circuit number.
4. **Specify Entries**, if Any are Required
  - Attach layout sheet.

## CLASS I, DIV 2 • CLASS I, ZONE 2

## X2PB1 Series

**STANDARD FEATURES**

- Eaton Pow-R-Line C™ 1a Panelboard
- 12, 24, 30, 36 & 42 Circuit Main Lug Only
- 18 & 24 Circuit Back Fed Main Breaker(100A max)
- 12, 24, 36 & 42 Circuit Vertical Main Breaker
- Top or Bottom Fed
- 1-Phase 3-Wire 120/240 Volt, 3-Phase 4-Wire 120/208 Volt
- 100 or 225 Amp Copper Bus
- Pre-wired for (2) or (3) 100 Amp branch spaces and the balance for up to 50 Amp branch spaces

## X2PB2 Series

**STANDARD FEATURES**

- Eaton Pow-R-Line C™ 2a Panelboard
- 12, 24, 30, 36 & 42 Circuit Main Lug Only
- 18 & 24 Circuit Back Fed Main Breaker (100A max)
- 12, 24, 36 & 42 Circuit Vertical Main Breaker
- Top or Bottom Fed
- 3-Phase 4-Wire 277/480 Volt
- 100 or 225 Amp Copper Bus
- Pre-wired for (2) or (3) 100 Amp branch spaces & the balance for up to 50 Amp branch spaces

## X2PB3 Series

**STANDARD FEATURES**

- Eaton Pow-R-Line C™ 3a Panelboard
- 12, 18, 24 & 30 Circuit Main Lug Only (3-Pole Breakers Only).
- Top or Bottom Fed

**BRANCH CIRCUIT OPERATING HANDLES & PLUGS**

Catalog #	Description
X2PB1-H1	Single Pole PL1A Breaker Handle
X2PB1-H2	Two Pole PL1A Breaker Handle
X2PB1-H3	Three Pole PL1A Breaker Handle
X2PB1-H	PL2A Breaker Handle (ALL POLES)
X2PB1-HGL1	Single Pole PL1A GFI/EPD Breaker Handle - Left Hand
X2PB1-HGR1	Single Pole PL1A GFI/EPD Breaker Handle - Right Hand
X2PB1-HGL2	Two Pole PL1A GFI/EPD Breaker Handle - Left Hand
X2PB1-HGR2	Two Pole PL1A GFI/EPD Breaker Handle - Right Hand
X2PB-MB	PL1A/PL2A Vertical Main Breaker Assembly
X2P3-H	PL3A Circuit Breaker Handle
15562-7	PL1A/PL2A Branch Space Hole Plug
18023	PL3A Branch Space Hole Plug

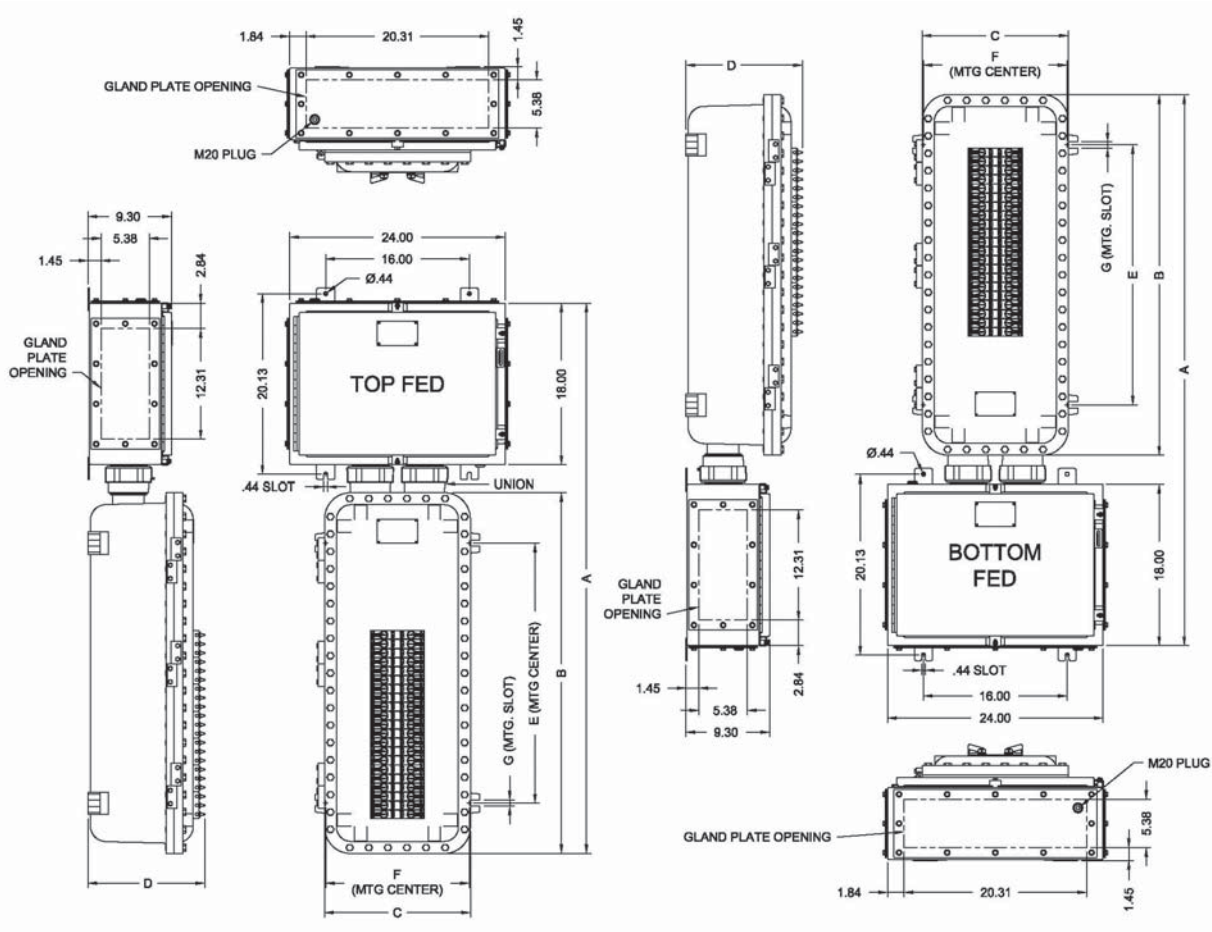
**BRANCH CIRCUIT BREAKERS, GFI & EPD**

Catalog #	Description
X2PB1-1*	1 Pole, 120/240 Volt, Branch Breaker (10-70, 100 Amp.)
X2PB1-2*	2 Pole, 120/240 Volt, Branch Breaker (10-125 Amp.)
X2PB1-3*	3 Pole, 240 Volt, Branch Breaker (10-100 Amp.)
X2PB2-1*	1 Pole, 277/480 Volt, Branch Breaker (15-100 Amp.)
X2PB2-2*	2 Pole, 277/480 Volt, Branch Breaker (15-100 Amp.)
X2PB2-3*	3 Pole, 277/480 Volt, Branch Breaker (15-100 Amp.)
XBP1-1GFCl*	1 Pole, 120 Volt, 5mA, Ground Fault Circuit Breaker (15-40 Amp.)
XBP1-2GFCl*	2 Pole, 120/240 Volt, 5mA, Ground Fault Circuit Breaker (15-40 Amp.)
XBP1-1GFEPD*	1 Pole, 120 Volt, 30mA, Ground Fault Equipment Protector (15-40 Amp.)
XBP1-1GFEPD*	2 Pole, 120/240 Volt, 30mA, Ground Equipment Protector (15-40 Amp.)
XPB3-43*	3 Pole, 480 Volt, Branch Breaker (10-100 Amp.)
XPB3-63*	3 Pole, 600 Volt, Branch Breaker (10-100 Amp.)

\*Add the Ampere Rating of the Branch Breaker When Ordering

# CLASS I, DIV 2 • CLASS I, ZONE 2

## Factory Sealed Panelboards Lighting Panel Main Lug Only



### CERTIFICATIONS

Class I, Div. 2, Groups B, C, D  
 Class II, Div. 2, Groups F & G  
 Class III  
 Class I, Zone 2, IIB+H<sub>2</sub>  
 Type 4X & 13



## CLASS I, DIV 2 • CLASS I, ZONE 2

## DIMENSIONAL OUTLINE

Catalog #	A	B	C	D	E	F	G
X2PB1-121-L1_	43.10	22.25	16.25	12.03	14.13	15.75	0.5
X2PB1-241-L1_	49.10	28.25	16.25	12.54	18.38	15.75	0.63
X2PB1-241-L2_	61.10	40.25	16.25	13.38	29.00	15.75	0.68
X2PB1-301-L2_	61.10	40.25	16.25	13.38	29.00	15.75	0.68
X2PB1-361-L2_	61.10	40.25	16.25	13.38	29.00	15.75	0.68
X2PB1-421-L2_	61.10	40.25	16.25	13.38	29.00	15.75	0.68
X2PB1-123-L1_	43.10	22.25	16.25	12.03	14.13	15.75	0.50
X2PB1-243-L1_	49.10	40.25	16.25	13.38	29.00	15.75	0.68
X2PB1-243-L2_	61.10	40.25	16.25	13.38	29.00	15.75	0.68
X2PB1-303-L2_	61.10	40.25	16.25	13.38	29.00	15.75	0.68
X2PB1-363-L2_	61.10	40.25	16.25	13.38	29.00	15.75	0.68
X2PB1-423-L2_	61.10	50.25	16.25	13.38	39.00	15.75	0.68
X2PB2-123-L1_	43.10	22.25	16.25	12.03	14.13	15.75	0.50
X2PB2-243-L1_	49.10	28.25	16.25	12.54	18.38	15.75	0.63
X2PB2-243-L2_	61.10	40.25	16.25	13.38	29.00	15.75	0.68
X2PB2-303-L2_	61.10	40.25	16.25	13.38	29.00	15.75	0.68
X2PB2-363-L2_	61.10	40.25	16.25	13.38	29.00	15.75	0.68
X2PB2-423-L2_	61.10	40.25	16.25	13.38	29.00	15.75	0.68
X2PB1-121G-L1	43.10	22.25	16.25	12.03	14.13	15.75	0.50
X2PB1-241G-L1	49.10	28.25	16.25	12.54	18.38	15.75	0.63
X2PB1-241G-L2	61.10	40.25	16.25	13.38	29.00	15.75	0.68
X2PB1-301G-L2	61.10	40.25	16.25	13.38	29.00	15.75	0.68
X2PB1-361G-L2	61.10	40.25	16.25	13.38	29.00	15.75	0.68
X2PB1-421G-L2	61.10	40.25	16.25	13.38	29.00	15.75	0.68
X2PB1-123G-L1	43.10	22.25	16.25	12.03	14.13	15.75	0.5
X2PB1-243G-L1	49.10	28.25	16.25	12.54	18.38	15.75	0.63
X2PB1-243G-L2	61.10	40.25	16.25	13.38	29.00	15.75	0.68
X2PB2-303G-L2	61.10	40.25	16.25	13.38	29.00	15.75	0.68
X2PB1-363G-L2	61.10	40.25	16.25	13.38	29.00	15.75	0.68

## NOTES:

1. For Bottom Fed Model add suffix -B
2. For Top Fed Model add suffix -T
3. 10kA Maximum Interrupting Capacity (Sym.)

## LIGHTING PANELS

Catalog #	# Branch Breakers	Eaton Cutler Hammer Pow-R-Line C Panelboards		Chassis Type
		Electrical Rating	Buss Amp	
X2PB1-121-L1_	12	1Ø-3W 120/240V	100	PRL1A
X2PB1-241-L1_	24	1Ø-3W 120/240V	100	PRL1A
X2PB1-241-L2_	24	1Ø-3W 120/240V	225	PRL1A
X2PB1-301-L2_	30	1Ø-3W 120/240V	225	PRL1A
X2PB1-361-L2_	36	1Ø-3W 120/240V	225	PRL1A
X2PB1-421-L2_	42	1Ø-3W 120/240V	225	PRL1A
X2PB1-123-L1_	12	3Ø-4W 120/208V	100	PRL1A
X2PB1-243-L1_	24	3Ø-4W 120/208V	100	PRL1A
X2PB1-243-L2_	24	3Ø-4W 120/208V	225	PRL1A
X2PB1-303-L2_	30	3Ø-4W 120/208V	225	PRL1A
X2PB1-363-L2_	36	3Ø-4W 120/208V	225	PRL1A
X2PB1-423-L2_	42	3Ø-4W 120/208V	225	PRL1A
X2PB2-123-L1_	12	3Ø-4W 277/480V	100	PRL2A
X2PB2-243-L1_	24	3Ø-4W 277/480V	100	PRL2A
X2PB2-243-L2_	24	3Ø-4W 277/480V	225	PRL2A
X2PB2-303-L2_	30	3Ø-4W 277/480V	225	PRL2A
X2PB2-363-L2_	36	3Ø-4W 277/480V	225	PRL2A
X2PB2-423-L2_	42	3Ø-4W 277/480V	225	PRL2A

## LIGHTING PANELS-w/GFI/EPD BRANCH CIRCUIT PROTECTORS

Catalog #	# Branch Brkrs	Max.GFI/EPD Brkrs	Eaton Cutler Hammer Pow-R-Line C Panelboards		Chassis Type
			Electrical Rating	Buss Amp	
X2PB1-121G-L1_	12	12	1Ø-3W 120/240V	100	PRL1A
X2PB1-241G-L1_	24	24	1Ø-3W 120/240V	100	PRL1A
X2PB1-241G-L2_	24	24	1Ø-3W 120/240V	225	PRL1A
X2PB1-301G-L2_	30	19	1Ø-3W 120/240V	225	PRL1A
X2PB1-361G-L2_	36	13	1Ø-3W 120/240V	225	PRL1A
X2PB1-421G-L2_	42	7	1Ø-3W 120/240V	225	PRL1A
X2PB1-123G-L1_	12	12	3Ø-4W 120/208V	100	PRL1A
X2PB1-243G-L1_	24	24	3Ø-4W 120/208V	100	PRL1A
X2PB1-243G-L2_	24	18	3Ø-4W 120/208V	225	PRL1A
X2PB1-303G-L2_	30	12	3Ø-4W 120/208V	225	PRL1A
X2PB1-363G-L2_	36	6	3Ø-4W 120/208V	225	PRL1A

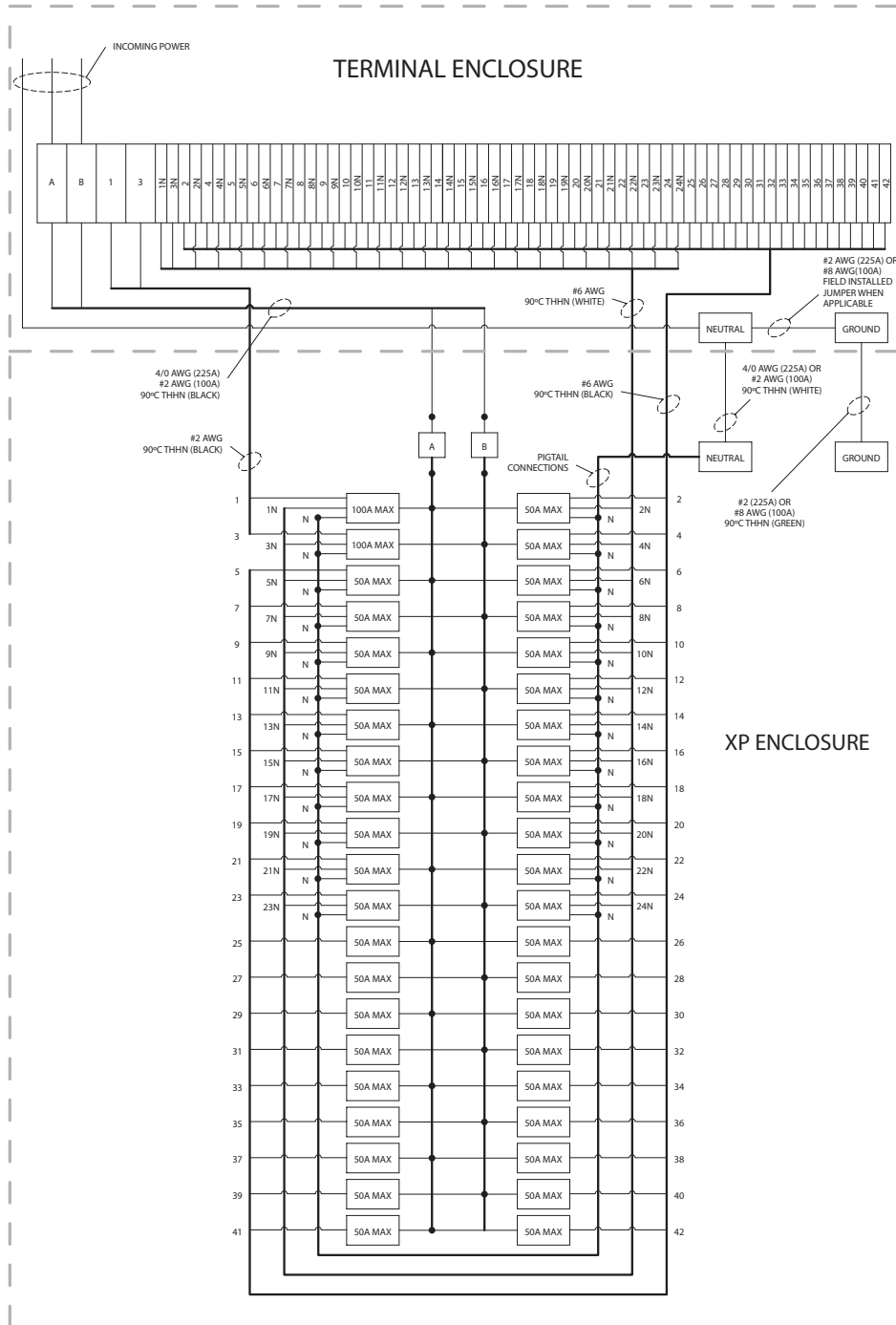
## BRANCH BREAKERS

PRL1A	PRL2A
BAB	
QBGF	GHB
QBGFEP	

# CLASS I, DIV 2 • CLASS I, ZONE 2

## Factory Sealed Panelboards Lighting Panel Main Lug Only

### WIRING DIAGRAM



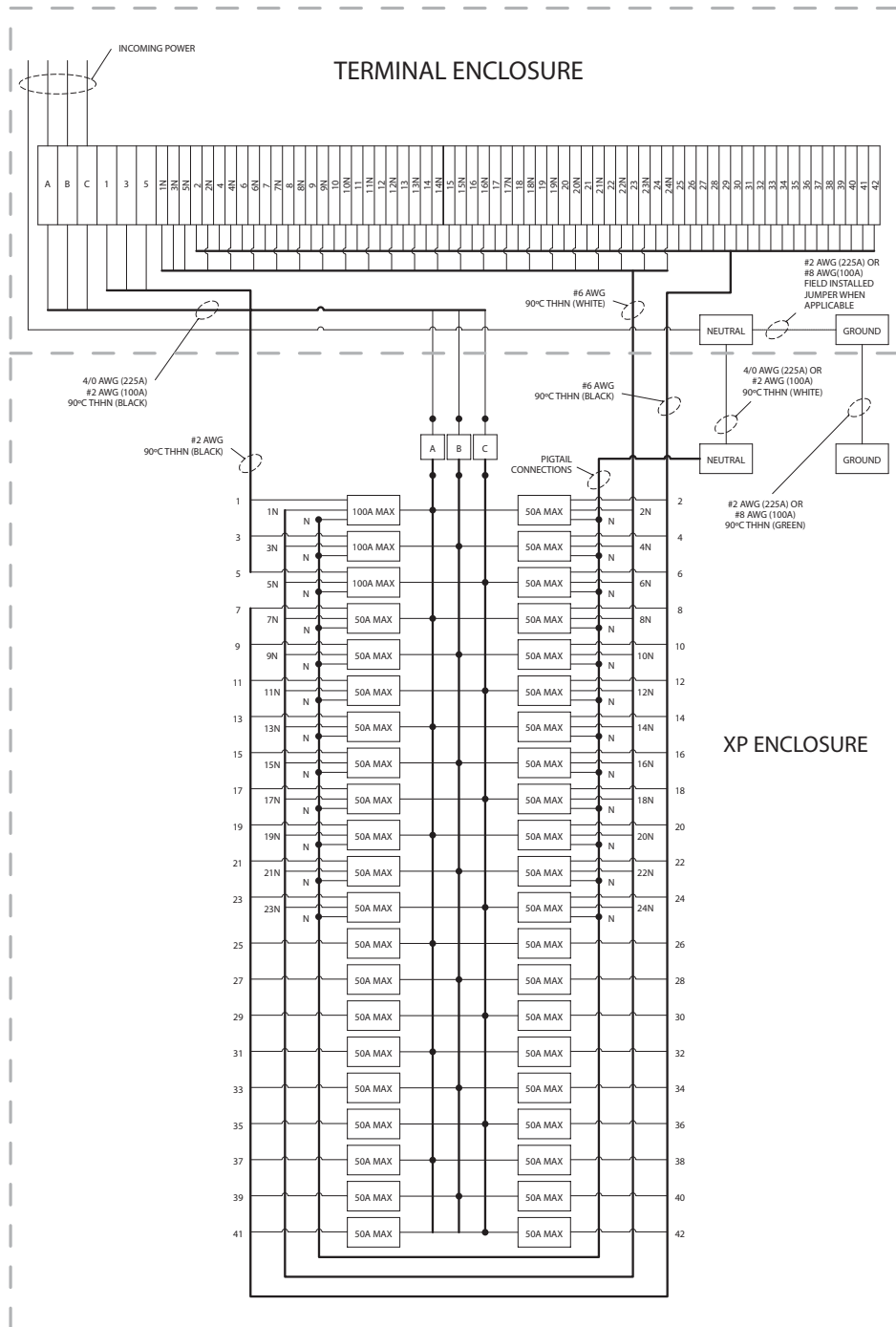
1 PHASE - 3 WIRE

Panelboards

# CLASS I, DIV 2 • CLASS I, ZONE 2

## Factory Sealed Panelboards Lighting Panel Main Lug Only

### WIRING DIAGRAM



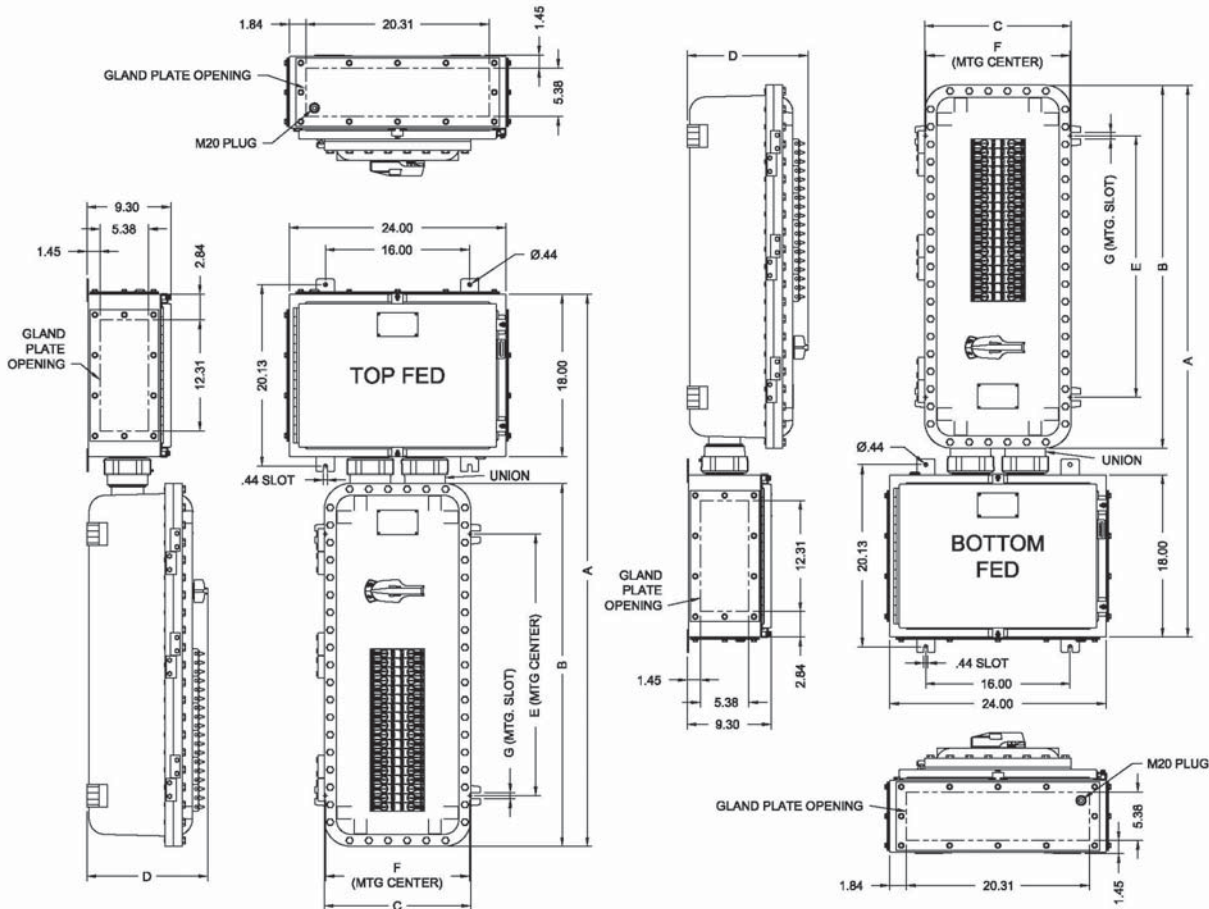
3 PHASE - 4 WIRE

Panelboards

## CLASS I, DIV 2 • CLASS I, ZONE 2

# Factory Sealed Panelboards

## Vertical Main Breaker



### CERTIFICATIONS

Class I, Div. 2, Groups B, C, D  
 Class II, Div. 2, Groups F & G  
 Class III  
 Class I, Zone 2, IIB+H<sub>2</sub>  
 Type 4X & 13



## CLASS I, DIV 2 • CLASS I, ZONE 2

## DIMENSIONAL OUTLINE

	Catalog #	A	B	C	D	E	F	G
GFI/EPD Enclosures	X2PB1-121-M1_	49.10	28.25	16.25	12.94	18.38	15.75	0.63
	X2PB1-241-M1_	61.10	40.25	16.25	13.38	29.00	15.75	0.68
	X2PB1-241-M2_	61.10	40.25	16.25	13.38	29.00	15.75	0.68
	X2PB1-361-M2_	71.10	40.25	16.25	13.38	29.00	15.75	0.68
	X2PB1-421-M2_	71.10	50.25	16.25	12.94	39.00	15.75	0.68
	X2PB1-123-M1_	49.10	28.25	16.25	13.38	18.38	15.75	0.63
	X2PB1-243-M1_	61.10	40.25	16.25	13.38	29.00	15.75	0.68
	X2PB1-243-M2_	61.10	40.25	16.25	13.38	29.00	15.75	0.68
	X2PB1-363-M2_	71.10	40.25	16.25	13.38	29.00	15.75	0.68
	X2PB1-423-M2_	71.10	50.25	16.25	13.38	39.00	15.75	0.68
	X2PB2-123-M1_	49.10	28.25	16.25	12.94	18.38	15.75	0.63
	X2PB2-243-M1_	61.10	40.25	16.25	13.38	29.00	15.75	0.68
	X2PB2-243-M2_	61.10	40.25	16.25	13.38	29.00	15.75	0.68
	X2PB2-363-M2_	71.10	40.25	16.25	13.38	29.00	15.75	0.68
	X2PB2-423-M2_	71.10	50.25	16.25	13.38	39.00	15.75	0.68
	X2PB1-121G-M1	49.10	28.25	16.25	12.94	18.38	15.75	0.63
	X2PB1-241G-M1	61.10	40.25	16.25	13.38	29.00	15.75	0.68
	X2PB1-241G-M2	61.10	40.25	16.25	13.38	29.00	15.75	0.68
	X2PB1-361G-M2	71.10	40.25	16.25	13.38	29.00	15.75	0.68
	X2PB1-421G-M2	71.10	50.25	16.25	13.38	39.00	15.75	0.68
X2PB1-123G-M1	49.10	28.25	16.25	12.94	18.38	15.75	0.63	
X2PB1-243G-M1	61.10	40.25	16.25	13.38	29.00	15.75	0.68	
X2PB1-243G-M2	61.10	40.25	16.25	13.38	29.00	15.75	0.68	
X2PB1-363G-M2	71.10	40.25	16.25	13.38	29.00	15.75	0.6	

## NOTES:

1. For Bottom Fed Model add suffix -B
2. For Top Fed Model add suffix -T
3. 10kA Maximum Interrupting Capacity (Sym.)

## LIGHTING PANELS

Catalog #	# Branch Breakers	Eaton Cutler Hammer Pow-R-Line C Panelboards			Chassis Type
		Electrical Rating	Main Brkr Type	Buss Amp	
X2PB1-121-M1_	12	1Ø-3W 120/240V	EHD2100	100	PRL1A
X2PB1-241-M1_	24	1Ø-3W 120/240V	EHD2100	100	PRL1A
X2PB1-241-M2_	24	1Ø-3W 120/240V	FD2225	225	PRL1A
X2PB1-361-M2_	36	1Ø-3W 120/240V	FD2225	225	PRL1A
X2PB1-421-M2_	42	1Ø-3W 120/240V	FD2225	225	PRL1A
X2PB1-123-M1_	12	3Ø-4W 120/208V	EHD2100	100	PRL1A
X2PB1-243-M1_	24	3Ø-4W 120/208V	EHD2100	100	PRL1A
X2PB1-243-M2_	24	3Ø-4W 120/208V	FD2225	225	PRL1A
X2PB1-363-M2_	36	3Ø-4W 120/208V	FD2225	225	PRL1A
X2PB1-423-M2_	42	3Ø-4W 120/208V	FD2225	225	PRL1A
X2PB2-123-M1_	12	3Ø-4W 277/480V	EHD3100	100	PRL2A
X2PB2-243-M1_	24	3Ø-4W 277/480V	EHD3100	100	PRL2A
X2PB2-243-M2_	24	3Ø-4W 277/480V	FD3225	225	PRL2A
X2PB2-363-M2_	36	3Ø-4W 277/480V	FD3225	225	PRL2A
X2PB2-423-M2_	42	3Ø-4W 277/480V	FD3225	225	PRL2A

## LIGHTING PANELS-w/GFI/EPD BRANCH CIRCUIT PROTECTORS

Catalog #	# Branch	Max. GFI/Brkr EPD Brkr	Eaton Cutler Hammer Pow-R-Line C Panelboards			Chassis Buss Amp
			Electrical Rating	Main Brkr Type		
X2PB1-121G-M1_	12	12	1Ø-3W 120/240V	EHD2100	100	PRL1A
X2PB1-241G-M1_	24	24	1Ø-3W 120/240V	EHD2100	100	PRL1A
X2PB1-241G-M2_	24	24	1Ø-3W 120/240V	FD2225	225	PRL1A
X2PB1-361G-M2_	36	13	1Ø-3W 120/240V	FD2225	225	PRL1A
X2PB1-421G-M2_	42	7	1Ø-3W 120/240V	FD2225	225	PRL1A
X2PB1-123G-M1_	12	12	3Ø-4W 120/208V	EHD3100	100	PRL1A
X2PB1-243G-M1_	24	24	3Ø-4W 120/208V	EHD3100	100	PRL1A
X2PB1-243G-M2_	24	18	3Ø-4W 120/208V	FD3225	225	PRL1A
X2PB1-363G-M2_	36	6	3Ø-4W 120/208V	FD3225	225	PRL1A

## BRANCH BREAKERS

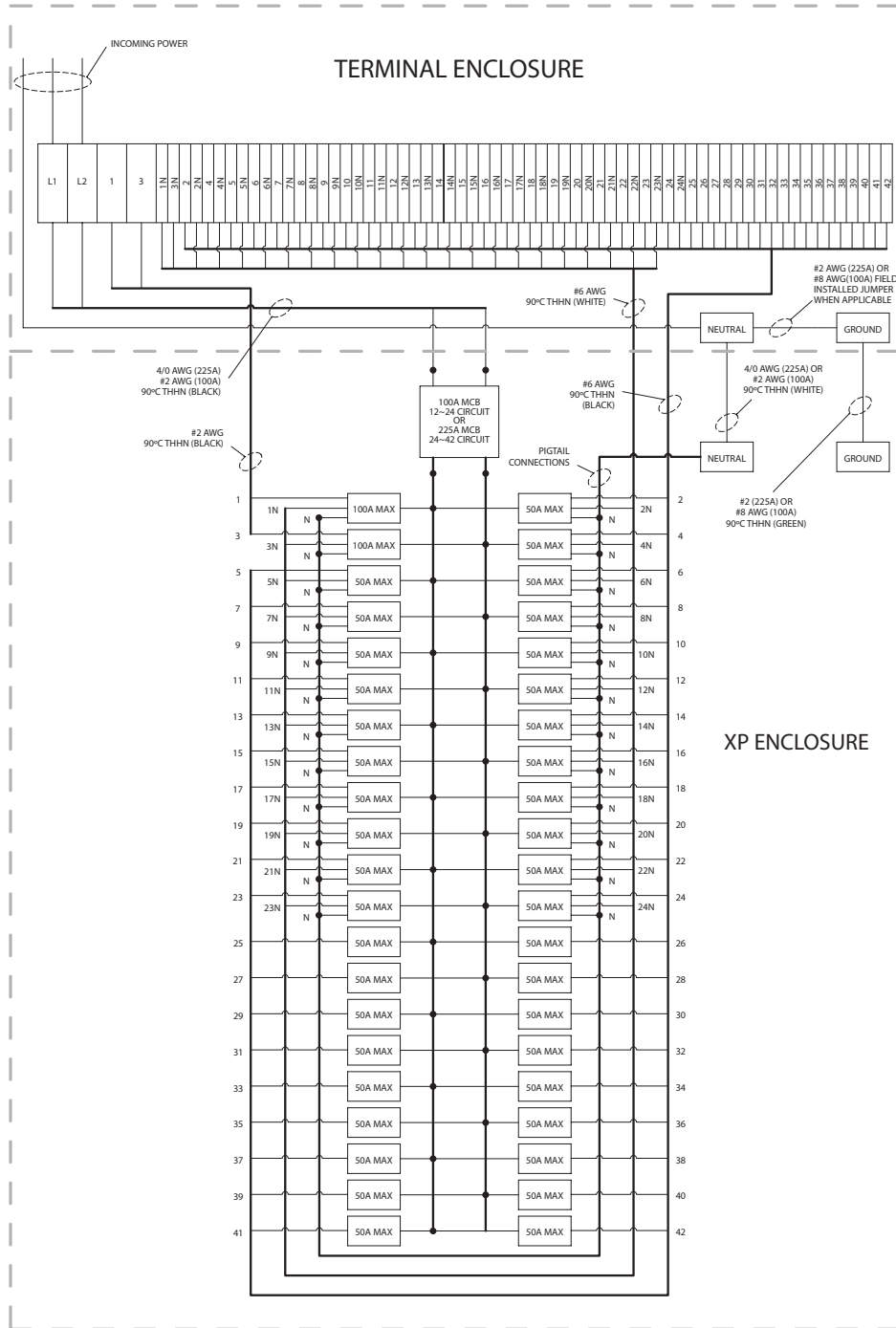
PRL1A	PRL2A
BAB	
QBGF	GHB
QBGFEP	



# CLASS I, DIV 2 • CLASS I, ZONE 2

## Factory Sealed Panelboards Vertical Main Breaker

### WIRING DIAGRAM



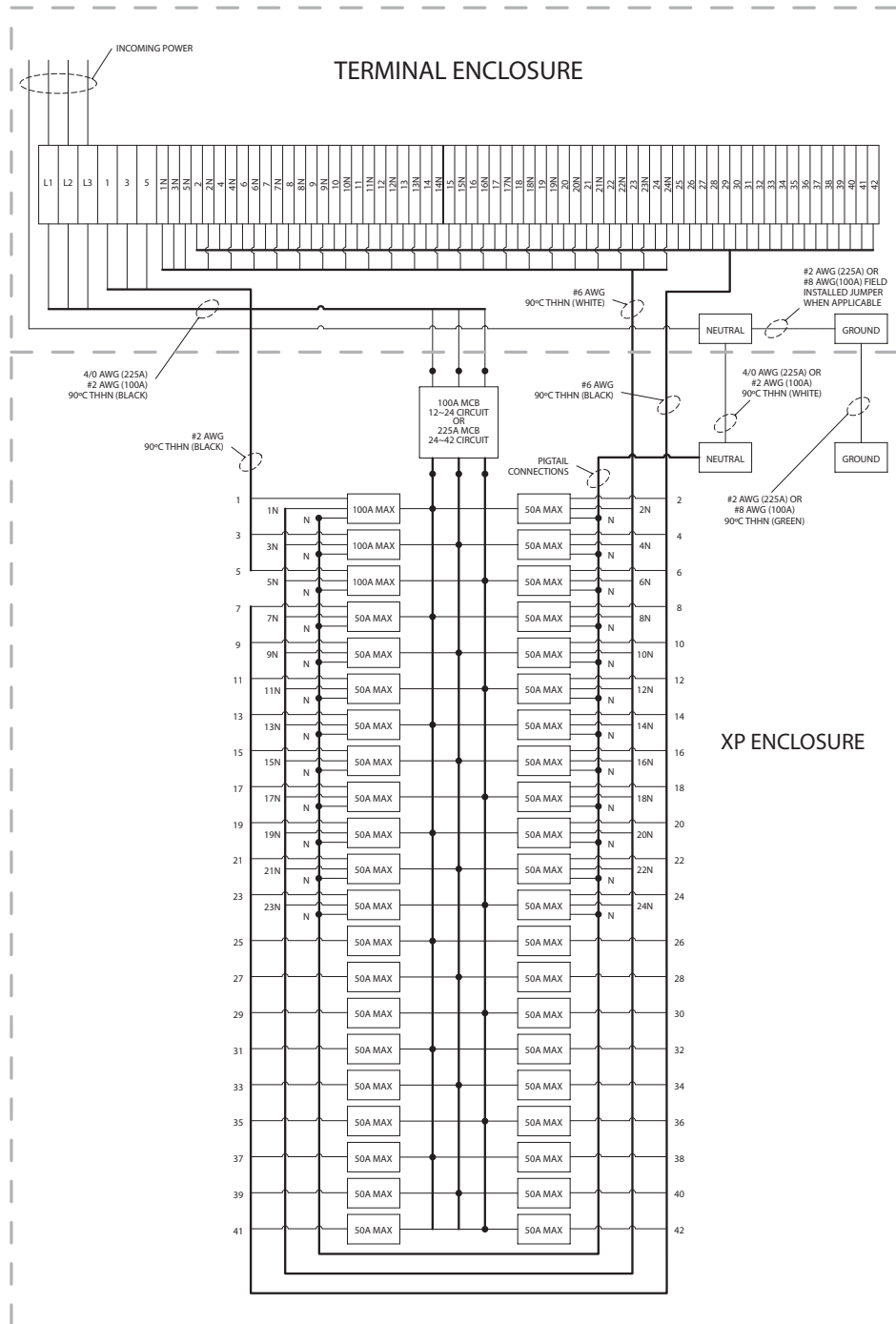
1 PHASE - 3 WIRE

Panelboards

# CLASS I, DIV 2 • CLASS I, ZONE 2

## Factory Sealed Panelboards Vertical Main Breaker

### WIRING DIAGRAM

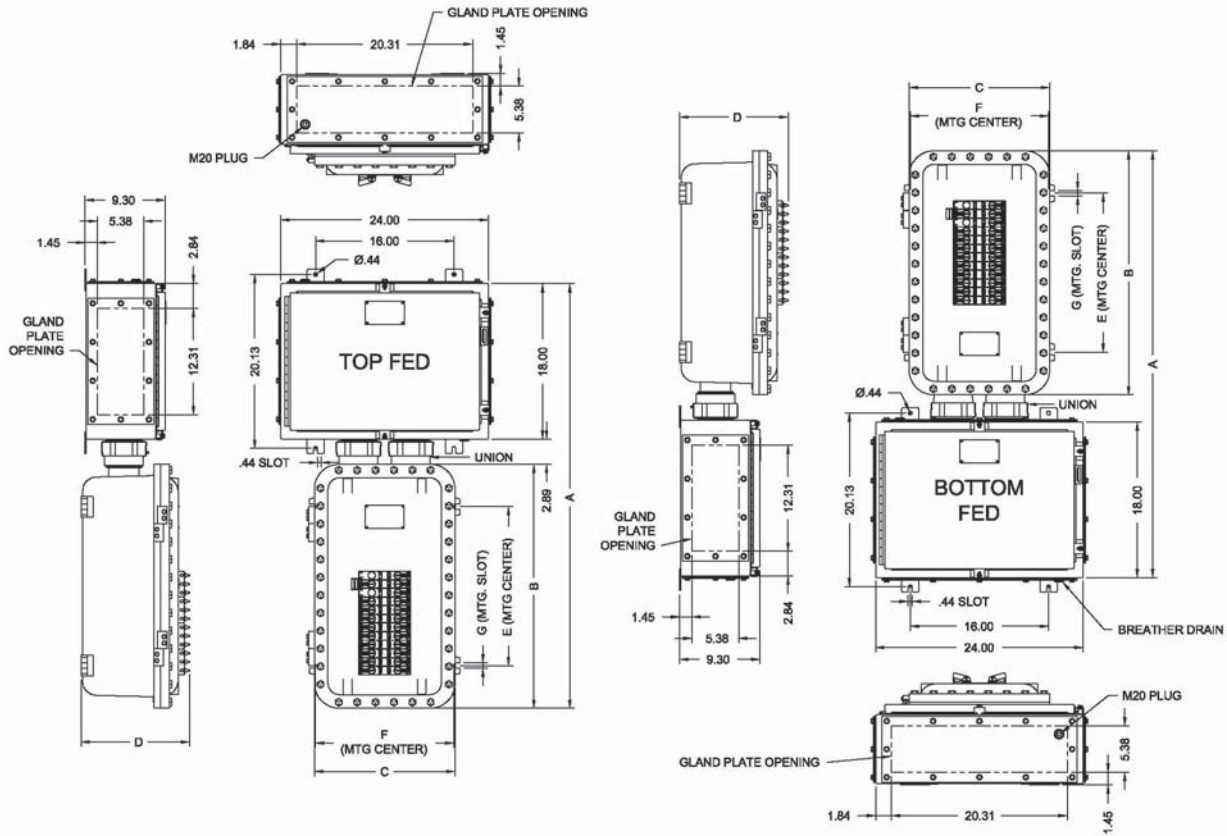


3 PHASE - 4 WIRE

Panelboards

# CLASS I, DIV 2 • CLASS I, ZONE 2

## Factory Sealed Panelboards Back Fed Main Breaker



Panelboards

### CERTIFICATIONS

#### Panelboard Enclosure

- Class I, Div. 2, Groups B, C, D
- Class II, Div. 2, Groups F & G
- Class III
- Class I, Zone 2, IIB+H<sub>2</sub>
- Type 4X & 13



# CLASS I, DIV 2 • CLASS I, ZONE 2

## DIMENSIONAL OUTLINE

Catalog #	A	B	C	D	E	F	G
X2PB1-121-B1	43.10	22.25	16.25	12.03	14.13	15.75	0.50
X2PB1-181-B1	49.10	28.25	16.25	12.54	18.38	15.75	0.63
X2PB1-241-B1	49.10	28.25	16.25	12.54	18.38	15.75	0.63
X2PB1-123-B1	43.10	22.25	16.25	12.03	14.13	15.75	0.50
X2PB1-183-B1	49.10	28.25	16.25	12.54	18.38	15.75	0.63
X2PB1-243-B1	49.10	28.25	16.25	12.54	18.38	15.75	0.63
X2PB2-123-B1	43.10	22.25	16.25	12.03	14.13	15.75	0.50
X2PB2-183-B1	49.10	28.25	16.25	12.54	18.38	15.75	0.63
X2PB2-243-B1	49.10	28.25	16.25	12.54	18.38	15.75	0.63
<b>GFI/EPD Encl.</b> X2PB1-121G-B1	43.10	22.25	16.25	12.03	14.13	15.75	0.50
X2PB1-181G-B1	49.10	28.25	16.25	12.54	18.38	15.75	0.63
X2PB1-241G-B1	49.10	28.25	16.25	12.54	18.38	15.75	0.63
X2PB1-123G-B1	43.10	22.25	16.25	12.03	14.13	15.75	0.50
X2PB1-183G-B1	49.10	28.25	16.25	12.54	18.38	15.75	0.63
X2PB1-243G-B1	49.10	28.25	16.25	12.54	18.38	15.75	0.63

## LIGHTING PANELS

Catalog #	# Branch Breakers	Eaton Cutler Hammer Pow-R-Line C Panelboards			Chassis Type
		Electrical Rating	Main Brkr Type	Buss Amp	
X2PB1-121-B1_	10	1Ø-3W 120/240V	BAB2100	100	PRL1A
X2PB1-181-B1_	16	1Ø-3W 120/240V	BAB2100	100	PRL1A
X2PB1-241-B2_	22	1Ø-3W 120/240V	BAB2100	100	PRL1A
X2PB1-123-B1_	9	3Ø-4W 120/208V	BAB3100H	100	PRL1A
X2PB1-183-B1_	15	3Ø-4W 120/208V	BAB3100H	100	PRL1A
X2PB1-243-B2_	21	3Ø-4W 120/208V	BAB3100H	100	PRL1A
X2PB2-123-B1_	9	3Ø-4W 277/480V	GHB3100	100	PRL2A
X2PB2-183-B1_	15	3Ø-4W 277/480V	GHB3100	100	PRL2A
X2PB2-243-B2_	21	3Ø-4W 277/480V	GHB3100	100	PRL2A

## LIGHTING PANELS-w/GFI/EPD BRANCH CIRCUIT PROTECTORS

Catalog #	# Branch	Max.GFI/ Brkr's EPD Brkr's	Eaton Cutler Hammer Pow-R-Line C Panelboards			Chassis Buss Amp
			Electrical Rating	Main Brkr Type	Buss Amp	
X2PB1-121G-B1_	10	10	1Ø-3W 120/240V	BAB2100	100	PRL1A
X2PB1-181G-B1_	16	16	1Ø-3W 120/240V	BAB2100	100	PRL1A
X2PB1-241G-B2_	22	22	1Ø-3W 120/240V	BAB2100	100	PRL1A
X2PB1-123G-B1_	9	9	3Ø-4W 120/208V	BAB3100H	100	PRL1A
X2PB1-183G-B1_	15	15	3Ø-4W 120/208V	BAB3100H	100	PRL1A
X2PB1-243G-B2_	21	21	3Ø-4W 120/208V	BAB3100H	100	PRL1A

## BRANCH BREAKERS

PRL1A	PRL2A
BAB	
QBGF	GHB
QBGFEP	

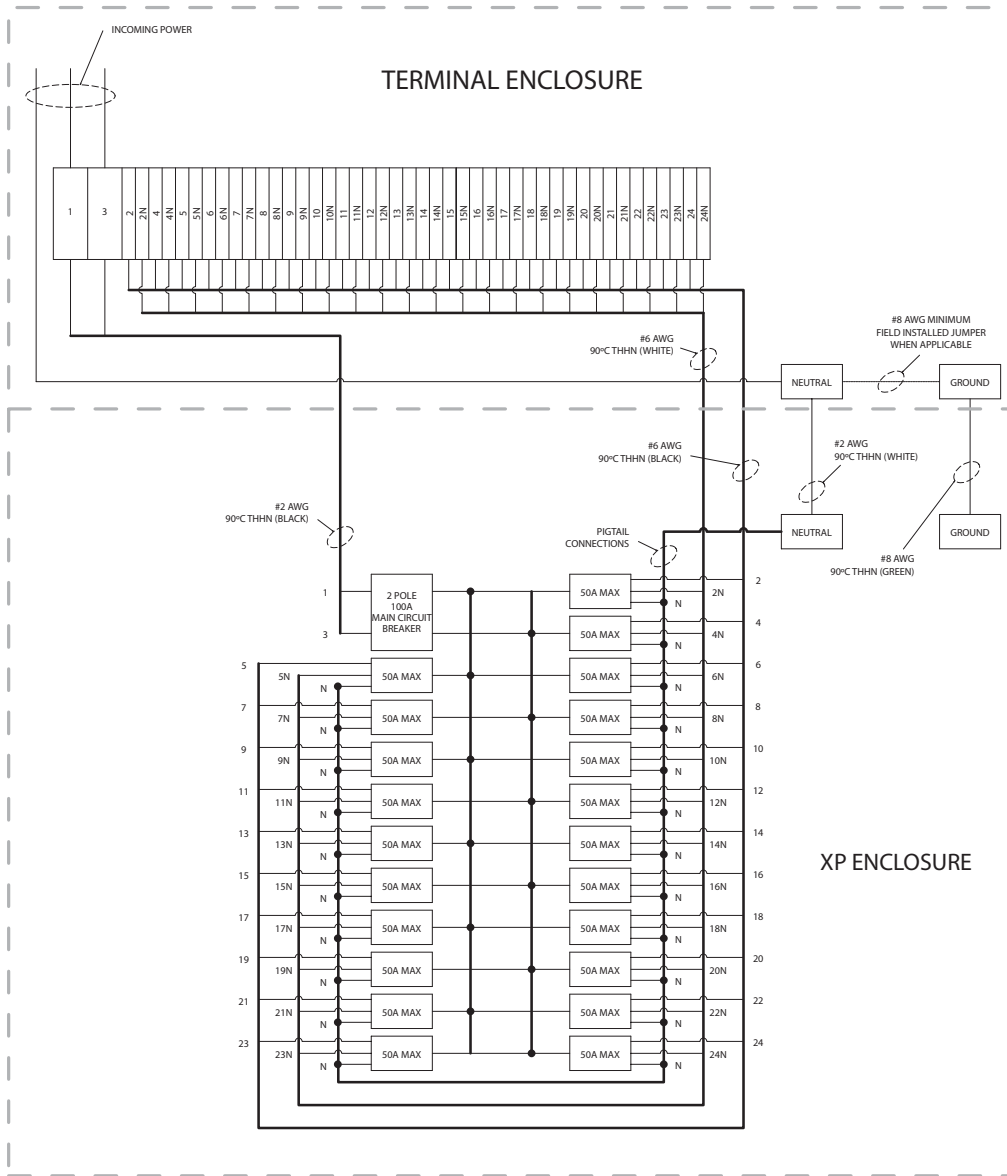
## NOTES:

1. For Bottom Fed Model add suffix -B
2. For Top Fed Model add suffix -T
3. 10kA Maximum Interrupting Capacity (Sym.)

# CLASS I, DIV 2 • CLASS I, ZONE 2

## Factory Sealed Panelboards Back Fed Main Breaker

### WIRING DIAGRAM



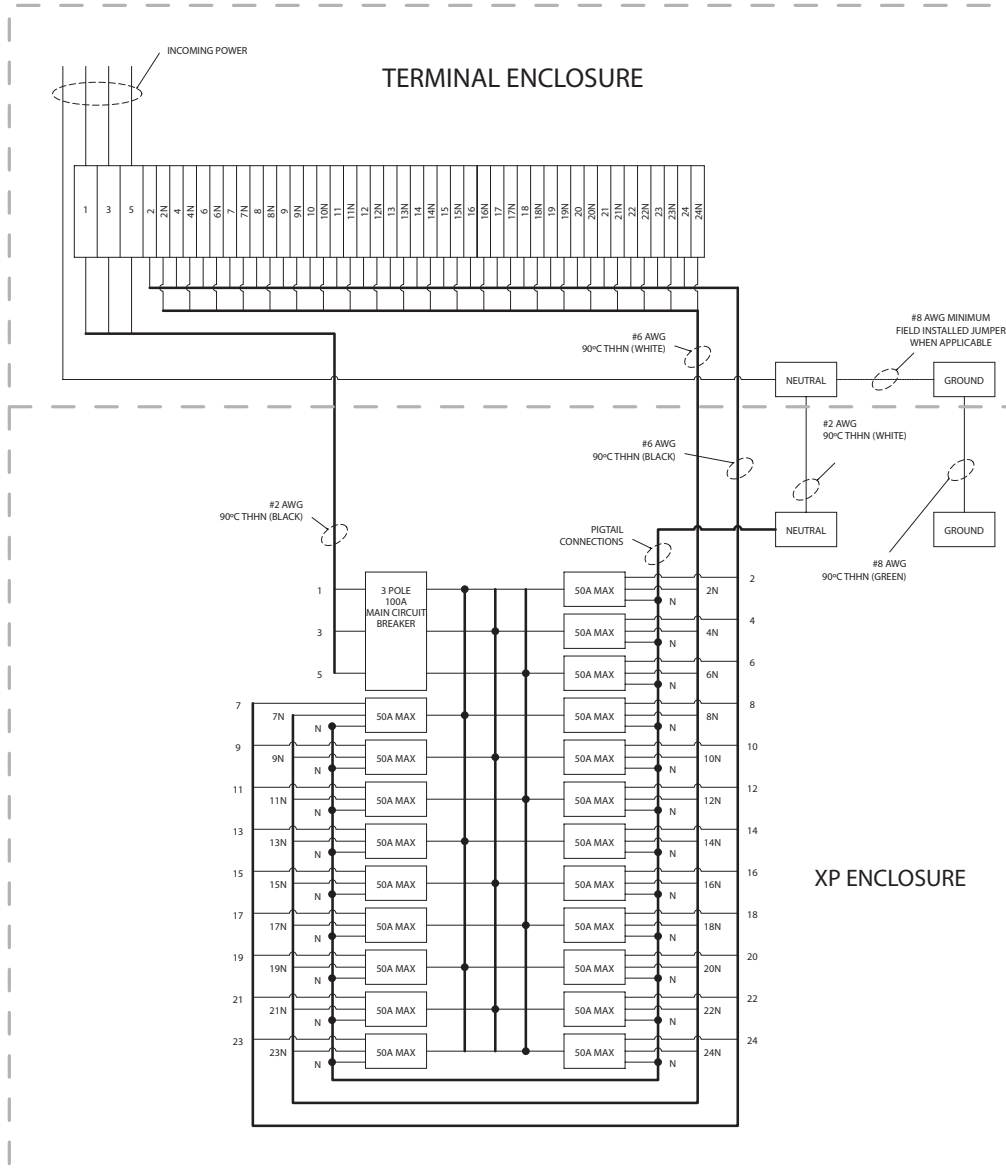
1 PHASE - 3 WIRE

Panelboards

# CLASS I, DIV 2 • CLASS I, ZONE 2

## Factory Sealed Panelboards Back Fed Main Breaker

### WIRING DIAGRAM



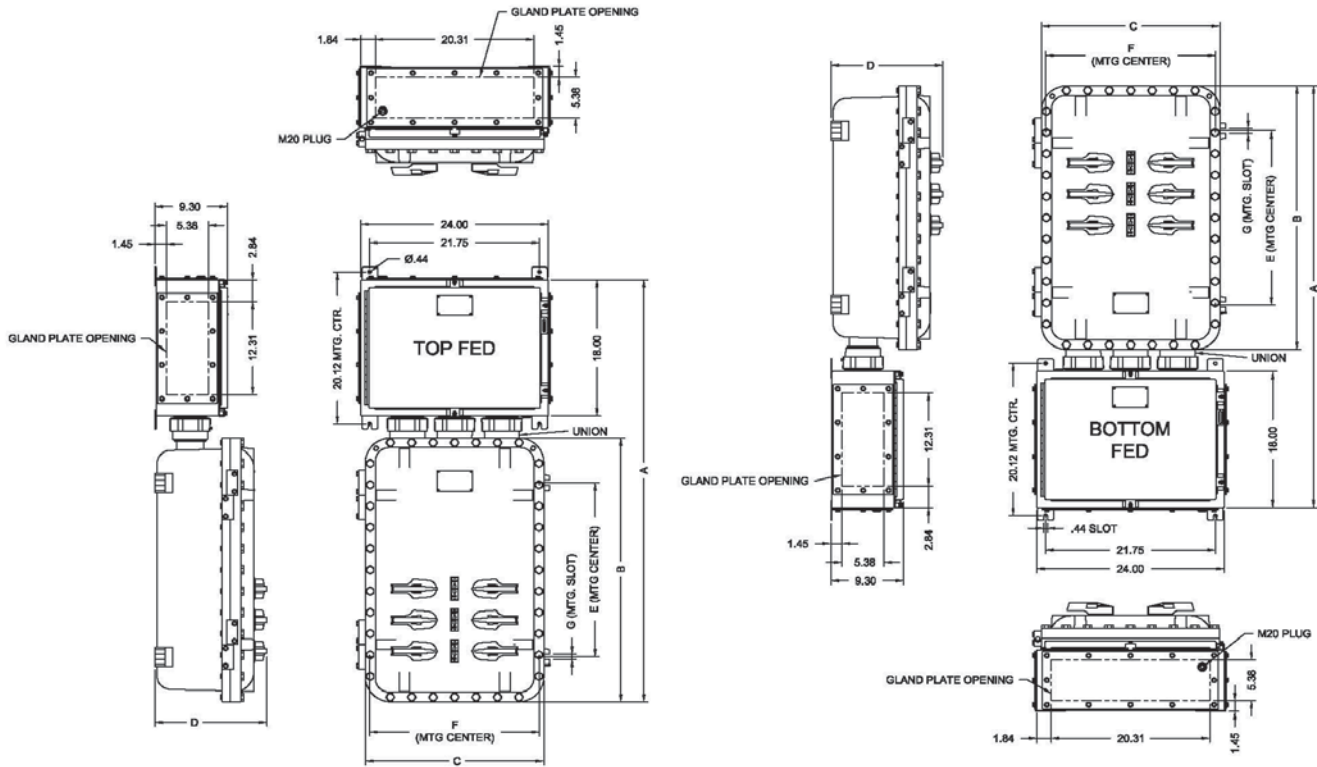
3 PHASE - 4 WIRE

Panelboards

# CLASS I, DIV 2 • CLASS I, ZONE 2

## Factory Sealed Panelboards Power Panel Main Lug Only

Panelboards



### CERTIFICATIONS

Class I, Div. 2, Groups B, C, D  
 Class II, Div. 2, Groups F & G  
 Class III  
 Class I, Zone 2, IIB+H<sub>2</sub>  
 Type 4X & 13  
 IP66



# CLASS I, DIV 2 • CLASS I, ZONE 2

## DIMENSIONAL OUTLINE

Catalog #	A	B	C	D	E	F	G
X2PB3-4_	49.80	28.88	22.88	14.46	18.38	21.75	0.69
X2PB3-6_	55.80	34.88	22.88	14.35	23.00	21.75	0.69
X2PB3-8_	55.80	34.88	22.88	14.35	23.00	21.75	0.69
X2PB3-10_	61.80	40.88	22.88	14.54	29.00	21.75	0.69

## POWER PANELS

Catalog #	Eaton Cutler Hammer Pow-R-Line C Panelboards			
	# 3-Pole Branch Brkrs	Electrical Rating	Buss Amp	Chassis Type
X2PB3-434-L2_	4	3Ø-3W 480V	225	PRL3A
X2PB3-634-L2_	6	3Ø-3W 480V	225	PRL3A
X2PB3-834-L2_	8	3Ø-3W 480V	225	PRL3A
X2PB3-1034-L2_	10	3Ø-3W 480V	225	PRL3A
X2PB3-444-L2_	4	3Ø-3W 480V	225	PRL3A
X2PB3-644-L2_	6	3Ø-4W 480V	225	PRL3A
X2PB3-844-L2_	8	3Ø-4W 480V	225	PRL3A
X2PB3-1044-L2_	10	3Ø-4W 480V	225	PRL3A
X2PB3-436-L2_	4	3Ø-3W 600V	225	PRL3A
X2PB3-636-L2_	6	3Ø-3W 600V	225	PRL3A
X2PB3-836-L2_	8	3Ø-3W 600V	225	PRL3A
X2PB3-1036-L2_	10	3Ø-3W 600V	225	PRL3A
X2PB3-446-L2_	4	3Ø-4W 600V	225	PRL3A
X2PB3-646-L2_	6	3Ø-4W 600V	225	PRL3A
X2PB3-846-L2_	8	3Ø-4W 600V	225	PRL3A
X2PB3-1046-L2_	10	3Ø-4W 600V	225	PRL3A

## BRANCH BREAKERS

Volts	Type
480	EHD
600	FDB

### NOTES:

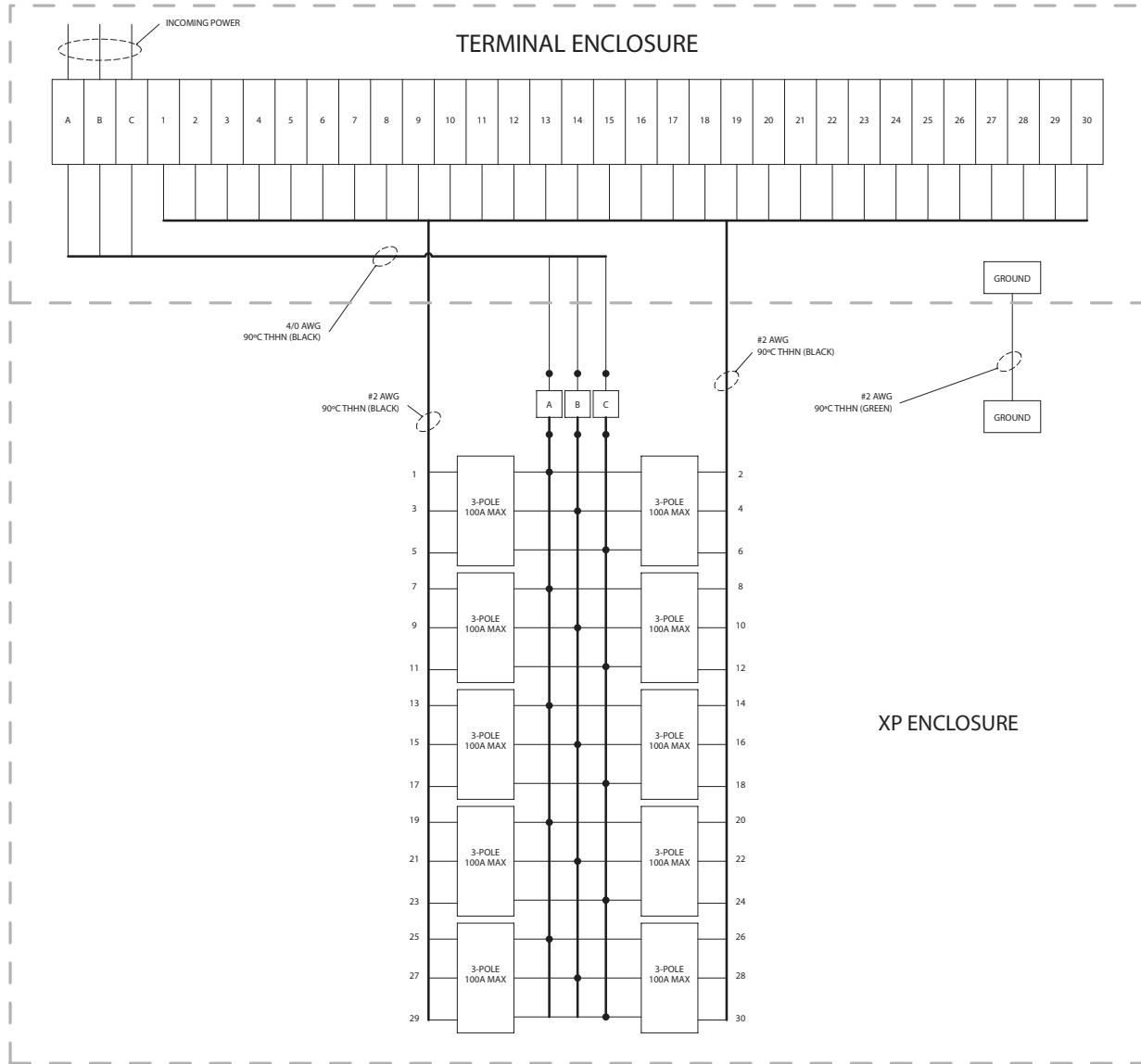
1. For Bottom Fed Model add suffix -B
2. For Top Fed Model add suffix -T
3. 10kA Maximum Interrupting Capacity (Sym.)



# CLASS I, DIV 2 • CLASS I, ZONE 2

## Factory Sealed Panelboards Power Panel Main Lug Only

### WIRING DIAGRAM



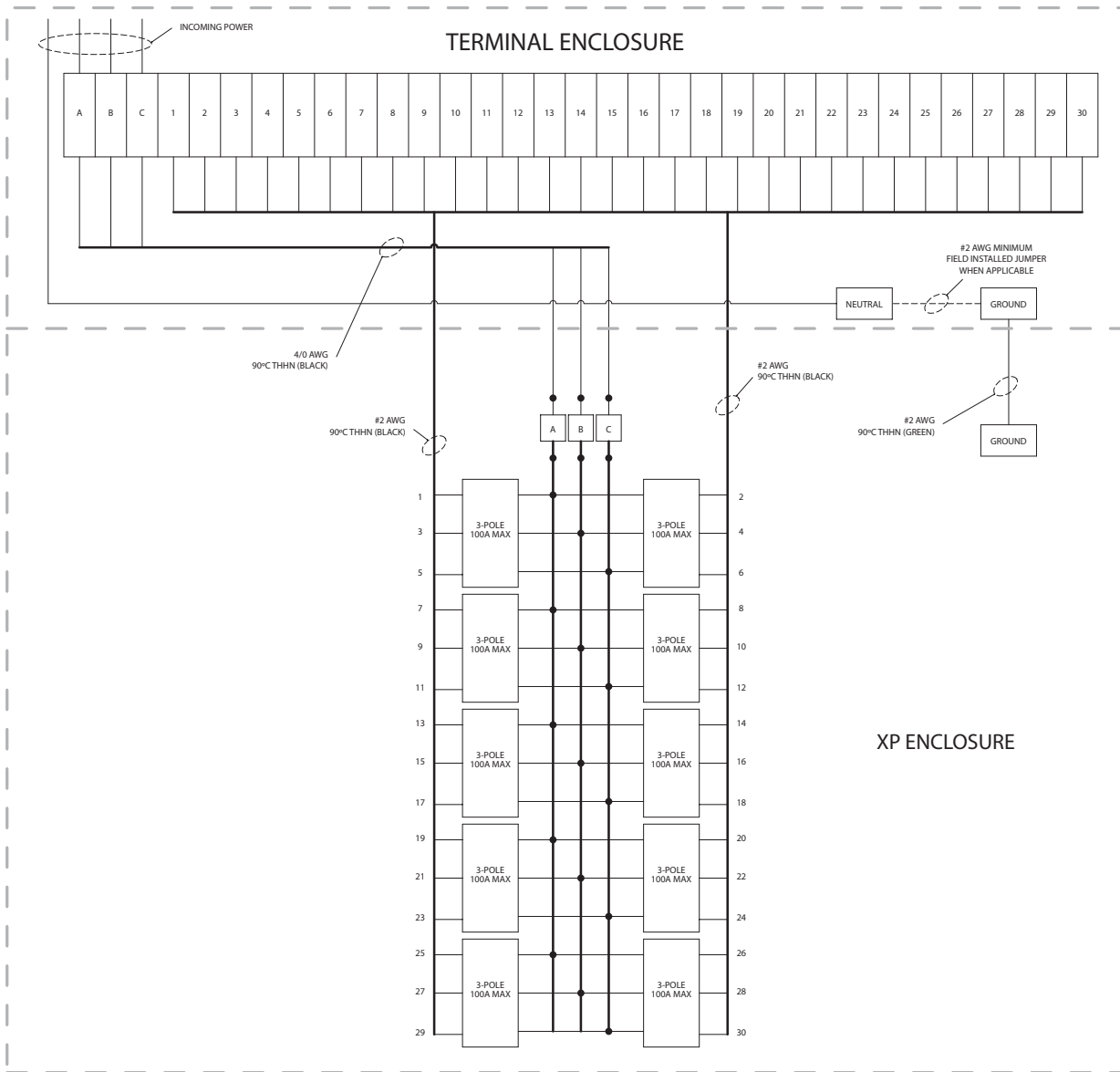
3 PHASE - 3 WIRE

Panelboards

# CLASS I, DIV 2 • CLASS I, ZONE 2

## Factory Sealed Panelboards Power Panel Main Lug Only

### WIRING DIAGRAM



3 PHASE - 4 WIRE

Panelboards