

# PUSH BUTTONS

## Explosionproof & Dust-Tight Push Buttons

**Class I, Groups B, C & D**  
**Class II, Groups E, F & G**  
**NEMA 3, 4, 7 & 9**

### STANDARD FEATURES

- All operators are die cast aluminum alloy. The barrels are all 3/4" NPSM thread. Maximum installation thickness 1 3/4" long barrel, 3/4" short barrel.
- Black molded nylon buttons. The exposed metal parts are black anodized aluminum. For color coding we will furnish at no additional cost the following color combinations: Red buttons with red metal caps and green buttons with green metal caps. Metal caps are also available in blue, gold or clear with black buttons. Specify colors required.
- Red Mushroom head buttons are 1 3/4" diameter anodized aluminum. Also available in black or green.
- XHPBPL has padlock attachment on top of cap allowing operator to be locked with the push button depressed.
- For use with BT contact blocks. Contact blocks can be stacked for multiple circuits. Contact blocks are not included with the operators.
- XHPPM/XHPPMS require 2" minimum spacing.
- XHPB pushbuttons are momentary.
- XHPP pushbuttons are maintained.


### FOR USE WITH SERIES BT CONTACT BLOCKS

Catalog #	Operator Description	Weight (lbs.)
XHPB	Long Barrel	1/2
XHPBS	Short Barrel	1/2
XHPBM	Red Mushroom Head, Long Barrel	1/2
XHPBMS	Red Mushroom Head, Short Barrel	1/2
XHPBPL	W/Padlock devices, Long Barrel	3/4
XHPBSPL	W/Padlock devices, Short Barrel	3/4
XHPPM*	Push/Pull switches, Long Barrel	3/4
XHPPMS*	Push/Pull switches, Short Barrel	3/4

\*Type BT1 contact block is included

LEGEND PLATES AT END OF SECTION


**NOTE** For extremely wet-dirty location applications, XHPB and XHPBS series are available to be used with protective boots.




XHPB



XHPBS



XHPBM



XHPBMS



XHPPM



XHPPMS



XHPBPL




XHPBSPL

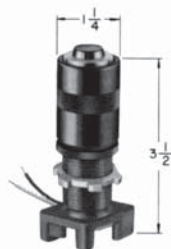
# PUSH BUTTONS

## Indicator Light/Push Button Push-To-Test Operators

**Class I, Groups C & D  
Class II, Groups E, F & G  
NEMA 7 & 9**



**XLP Long Series**  
(Long Barrel)



**XLPS Short Series**  
(Short Barrel)

### STANDARD FEATURES

- Die cast aluminum alloy. The barrels are all  $\frac{3}{4}$ " NPSM thread. Maximum installation thickness 1  $\frac{15}{16}$ " Long Barrel,  $\frac{3}{4}$ " Short Barrel.
- Furnished standard with 120 volt slide base lamp. Also available for 6, 12, 24, 28, 48 and 60 volts. Specify when ordering.
- For use with BT contact blocks. Contact blocks can be stacked for multiple circuits. Contact blocks are not included with the operators. For NEMA 4 application, add boot and special legend plate. (See accessories at end of section)


#### LONG BARREL

Catalog #	Operator Description	Weight (lbs.)
XLPA	Amber Lens	$\frac{3}{4}$
XLPB	Blue Lens	$\frac{3}{4}$
XLPC	Clear Lens	$\frac{3}{4}$
XLPG	Green Lens	$\frac{3}{4}$
XLPR	Red Lens	$\frac{3}{4}$
XLPW	White Lens	$\frac{3}{4}$

#### SHORT BARREL

Catalog #	Operator Description	Weight (lbs.)
XLPAS	Amber Lens	$\frac{1}{2}$
XLPBS	Blue Lens	$\frac{1}{2}$
XLPCS	Clear Lens	$\frac{1}{2}$
XLPGS	Green Lens	$\frac{1}{2}$
XLPRS	Red Lens	$\frac{1}{2}$
XLPWS	White Lens	$\frac{1}{2}$

LEGEND PLATES AT END OF SECTION



**XLT**

### Pilot Light Transformers

One transformer required for each pilot light. Adapter furnished for mounting on threaded pilot light stem, or can be mounted to housing as space requires.


#### PILOT LIGHT TRANSFORMERS

Catalog #	Description	Weight (lbs.)
XLT 240	240 to 120 Volt, 6VA	1


# PUSH BUTTONS

## Dual Push Button Operator or Maintained Contact Unit

**Class I, Groups B, C & D**  
**Class II, Groups E, F & G**  
**NEMA 3, 4, 7 & 9**



**XHDPB**  
**XHDMC**



**XHDPBS**  
**XHDMCS**

### STANDARD FEATURES

- Die cast aluminum alloy. The barrels are all  $\frac{3}{4}$ " NPSM thread. Maximum installation thickness  $1\frac{1}{16}$ " Long Barrel,  $\frac{3}{4}$ " Long Barrel.
- For use with BT contact blocks. Contact blocks can be stacked for multiple circuits. Contact blocks are not included with XHD operators. (See accessories at end of section)

### FOR USE WITH SERIES BT CONTACT BLOCKS

Catalog #	Operator Description	Weight (lbs.)
XHDPB	Long Barrel - momentary*	$\frac{1}{2}$
XHDPBS	Short Barrel - momentary*	$\frac{1}{2}$
XHDMC	Maintained Contact, Long Barrel	$\frac{1}{2}$
XHDMCS	Maintained Contact, Short Barrel	$\frac{1}{2}$

\*Two contacts in the BT contact block are actuated independently

LEGEND PLATES AT END OF SECTION